

Description

Yantel's surface mount catalog bandpass filters utilize Yantel's low loss temperature stable materials which offer small size and minimal performance variation over temperature. The catalog BPF's are offered in a variety of frequency bands, which offers a drop in solution with highly repeatable performance.

Features

- Small Size
- Fully Shielded Component
- Solder Surface Mount Package
- Moisture Sensitivity Level: MSL1
- Frequency Stable over Temperature
- Operating & Storage Temp: -55°C to +125°C
- Characteristic Impedance: 50Ω

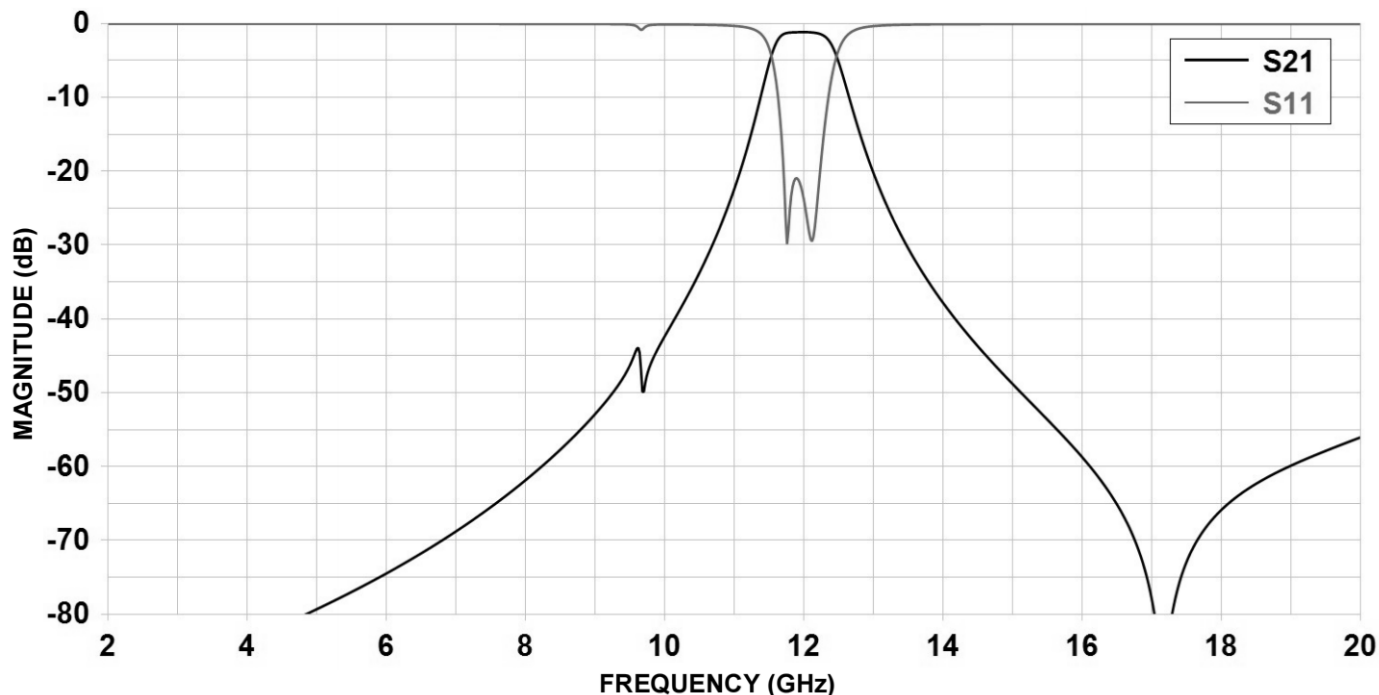
Specifications*

Parameter	Frequency Range (GHz)	Min	Typ.	Max
Insertion Loss (dB)	11.94 - 12.06		2.0	2.5
Return Loss (dB)		10.0	15.0	
Low Side Rejection (dB)	DC - 9.0	40.0	45.0	
High Side Rejection (dB)	15.0 - 20.0	40.0	45.0	
CW Input Power** (W)				10
$\theta_{JC} \left(\frac{^{\circ}\text{C}}{\text{W}} \right)$	7.5			
Size (L x W x H)	6.35 x 4.06 x 2.50 mm			

*Electrical specifications based on typical probed performance at room temperature. Insertion loss shall vary $\pm 0.5\text{dB}$ over temperature.

**Power rating assumes the component will be mounted to a PCB with good thermally conducting ground vias as outlined in the recommended PCB layout that are connected to an adequate heat sink. Max power is based on 125°C base temperature.

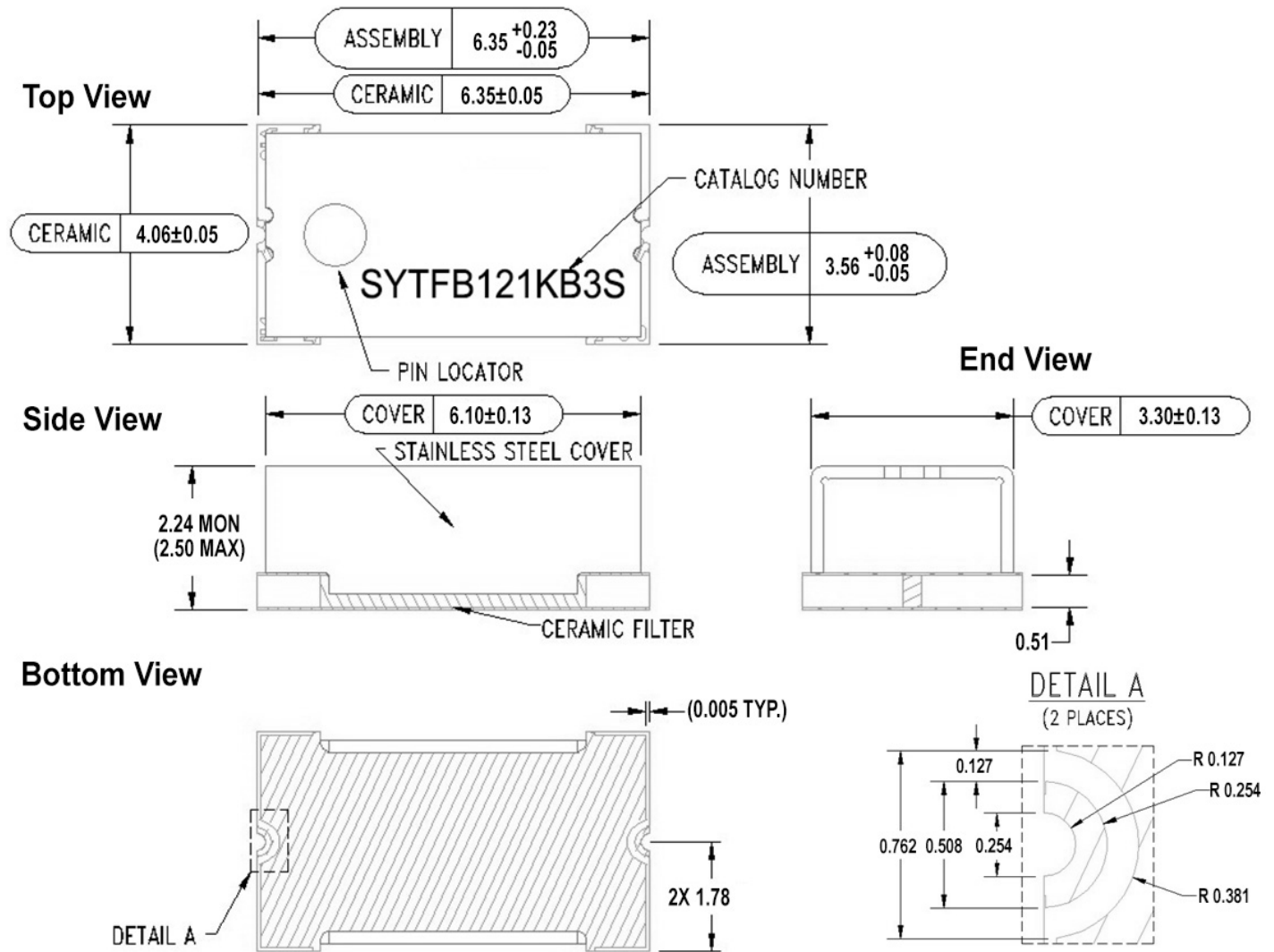
Typical Measured Performance



*Typical de-embedded measured performance mounted on a connectorized test fixture. DEB is 0.254mm RO4350B with 50.0Ω CPW ground traces going into the ports at room temperature.

Physical Dimensions

Units = mm



Notes :

1. Termination Finish:
ENIG: 76-152 μ m Au over 1270 μ m Ni
2. Maximum Assembly Process Temperature: 250°C
3. Dimension tolerance: ± 0.05

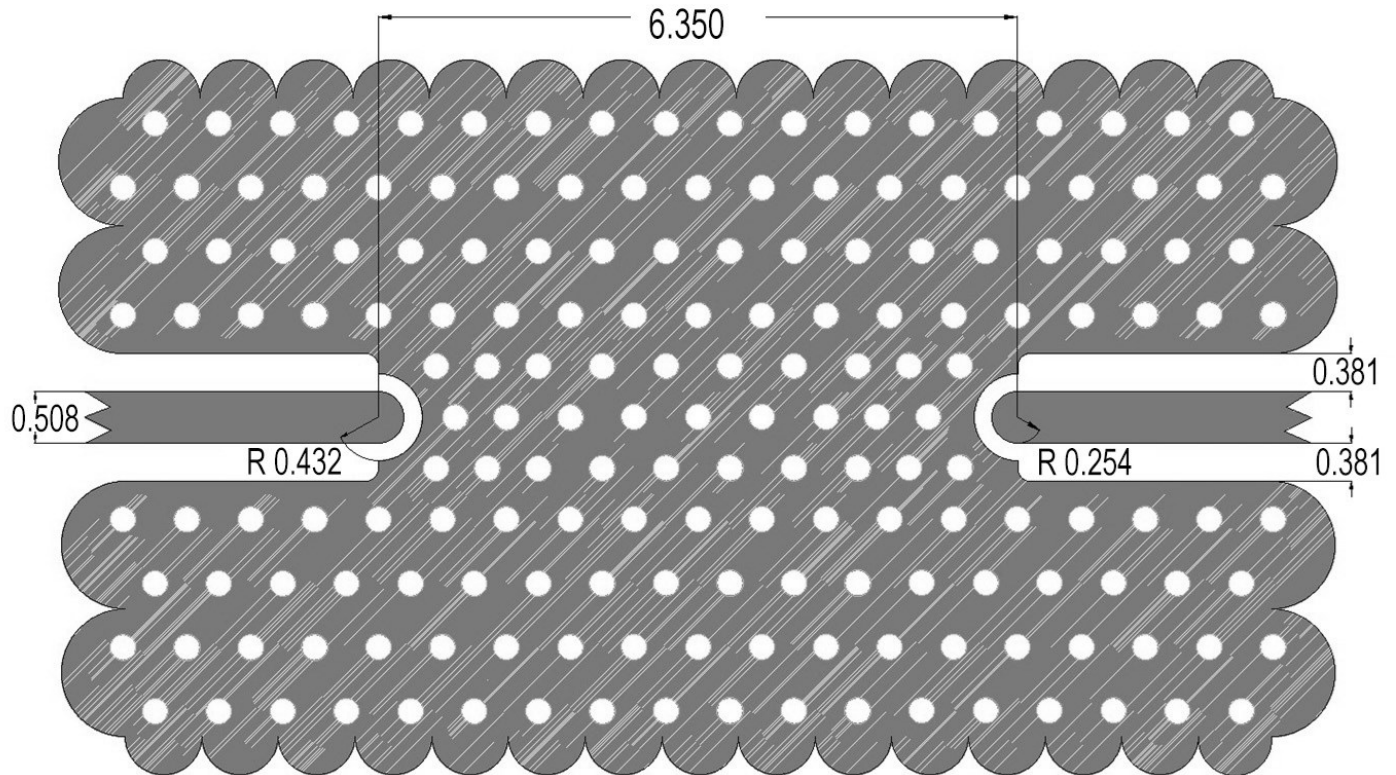
Yantel Corporation

Add: No.308-322,3F,Building 1,Juchuang Jingu Innovation Park,Wenyuan Road 35,Xili Street,Nanshan,Shenzhen,China

Tel: 86-755-8355-1886 Fax: 86-755-8355-2533

For detailed performance specs & shopping online see Yantel web site : www.yantel-corp.com

Recommended PCB Layout



Unit = mm

Note:

- 50Ω trace dimensions are application specific.
- Ensure adequate grounding beneath the part.