

Manual Step Attenuator

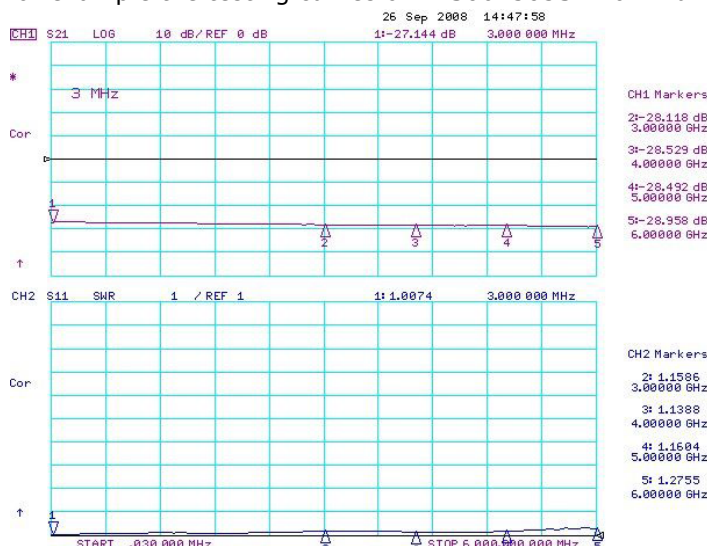
- ◆ DC to 4GHz
- ◆ 0 to 45dB in 3dB Step
- ◆ 2 Watt
- ◆ Connector Type:SMA,N,TNC,F,BNC etc. available.

Features

- Using advanced microstrip technology, ultra-small size
- Attenuation values are adjustable in a power-on state, no sudden big reflection.
It adopts an innovative technology, and thus it eliminates sudden big reflection in attenuators when attenuation is being adjusted, preventing the preliminary RF circuit from being burnt, and keeping the system stable
- Step values: 3dB, 6dB, 9dB, 9dB,9dB, 9dB
- 16 attenuation values
- High attenuation accuracy, low insertion loss
- High adjustment accuracy
- Low cost – High Performance
- Adjusting the transmitting (receiving) distance of RF signal precisely. Adjusting accuracy is limited to 5cm.
- Switch repeatability avg.> 10000 operations (5000 cycles) per switch.
- PC(Polycarbonate) Switch, operating temperature of 120℃ is available.
- Attenuation values are adjustable in a power-on state, test data can be read continuously, no interruption.

Characteristic

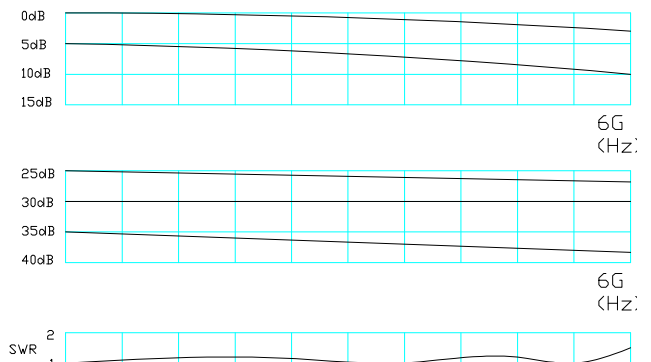
For example the testing curves of VAS064503S22 of 27dB



Specifications

Frequency Range	DC to 4GHz
Attenuation	0 to 45dB
Step Value	3dB
Insertion loss at 0dB	1.4dB at 4GHz
Attenuation Accuracy (typical)	0 to +1.5dB at 3GHz 0 to +3dB at 4GHz
Nominal Impedance	50 Ohm
Average Power	2 Watt
Operating Temperature	-40℃ to +85℃

FREQ. RANGE (GHz)	Typical SWR(:1)	Maximum SWR(:1)
DC to 5	1.2	1.4



Yantel Corporation

Add: 3F, Building 3, Southern District 2 of ZhongGuan Honghualing Industrial Park, Xili, Nanshan, Shenzhen, China
 Tel: 86-755-8355-1886 Fax: 86-755-8355-2533



VAS064503*2*

Miniature Variable Attenuator

International invention patent

Model No. Description

VAS	**	**	**	*	*	*
	Type	Attenuation Range	Step Value	Connector Type	Max. Power	Connector Option

VAS: Step Variable Attenuator

Type: 06 represents type number

Attenuation Range: Maximum attenuation.

Connector Type: S and N available. S is SMA and N is N type connector.

Max. Power: 2 and 5 are available, currently 2W and 5W are available.

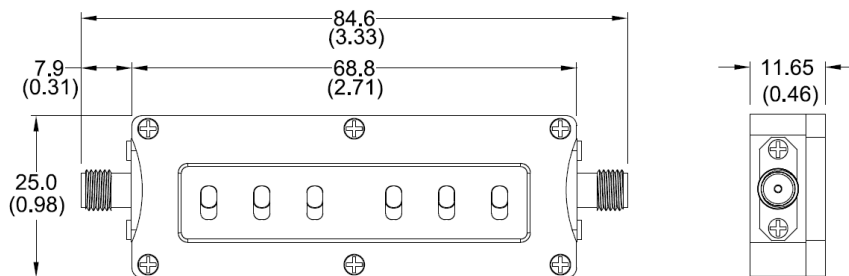
Connector Options:

Options	IO
1	Female/Female
2	Male/Female
3	Male/Male

Connector Position: "A" represents back connectors, without "A" represents left and right connectors.

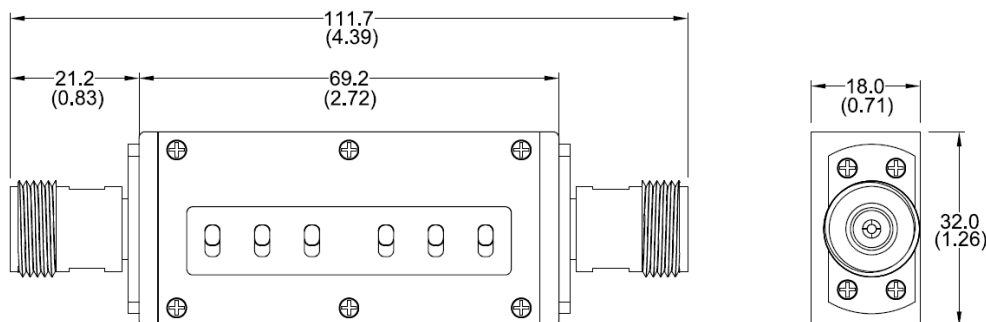
Package Outlines

SMA Connector Unit : mm (inch)



Package type: S21, Net weight: 37g

N-type Connector



Package type: N21, Net weight: 144g

NOTE:

1. ALL dimensions shown in mm(tolerance: +/-0.2mm) unless stated otherwise
2. RoHS Compliant in accordance with EU Directive(2011/65/EU)

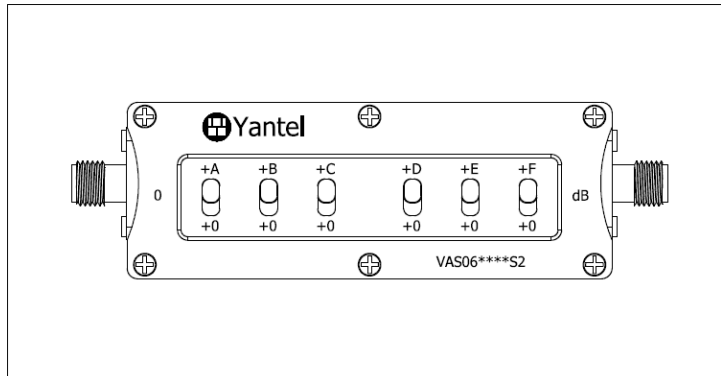
Yantel Corporation

Add: 3F, Building 3, Southern District 2 of ZhongGuan Honghualing Industrial Park, Xili, Nanshan, Shenzhen, China
Tel: 86-755-8355-1886 Fax: 86-755-8355-2533

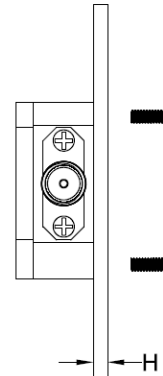
Mounting Instructions:

This product is panel-mountable via screws.

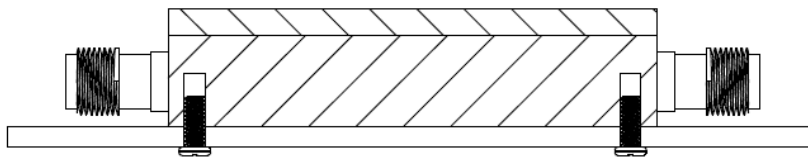
- Four mounting holes on the product plate. Refer to Fig2, Fig6.
- H represents the thickness of panel. Refer to Fig3, Fig4.
- Recommended length of the screw is $3\text{mm}+H$. Refer to Fig5.



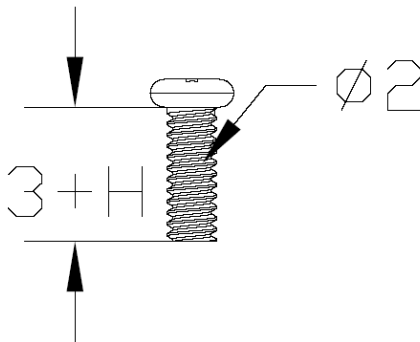
Front View Fig 2




Lateral View Fig 3



Sectional View Fig 4



Recommended length of the screw Fig 5




Mounting holes on user's panel Fig 6

Note:

Attempt to disassemble the product can damage it and void your warranty. In case of any malfunction, please contact your local representative, distributor or the factory immediately.

Attention



It is much easier to adjust the switch by tools like plastic screw driver.