FAT0610S5S
Fixed Attenuator
Rev B2.0

Fixed Attenuator

- **DC to 6 GHz**
- **10 dB**
- **5 Watt**
- **SMA Stainless Steel Connectors**

Features

- High attenuation accuracy
- Small VSWR
- Stainless Steel
- Ceramic chip
- Low cost-high performance

Specifications

Frequency Range	DC to 6 GHz
Attenuation	10 dB
Attenuation Accuracy（Max.）	±0.60 dB over DC – 6 GHz
Nominal Impedance	50 Ohm
Average Power	5 Watt
Operating Temperature	-55 ℃ to +125℃
Storage Temperature	-55 ℃ to +125℃

Model No. Description

FATXXXXXXX

X- Material: (no code)=Brass
(S)=Stainless steel
X- power handling: 2W or 5W.
X- connector type: SMA, N type or SMB connector.
XX- attenuation: **dB.
XX- 06 represents type number.

FREQ. RANGE (GHz)	Typical VSWR(:1)	Maximum VSWR(:1)
DC to 2	1.10	
2 to 4	1.15	
4 to 6	1.20	
DC to 6		1.30

Material & Plating

Parts	Material	Plating(Micro-inch)
Body & Nut	Stainless Steel	Passivated
Contact (female & male)	Beryllium Copper	Gold 30
Insulator	Teflon	

Characteristic

For example the testing curves of FAT0610S5S

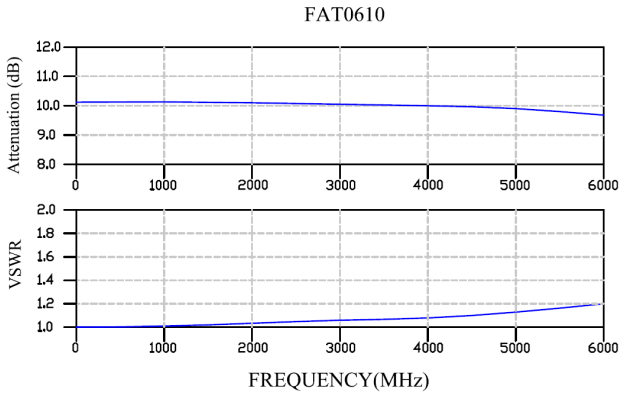

Package Outlines

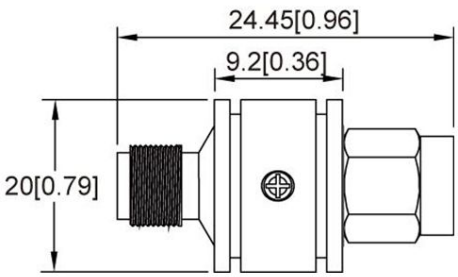

Package type: SMA

Note: all dimensions shown in mm & inch

Yantel Corporation
Add：3F, Building 3, Southern District 2 of Zhongguan Honghualing Industrial Park, Xili, Nanshan, Shenzhen, China
Tel：86-755-8355-1886 Fax：86-755-8355-2533

Note:
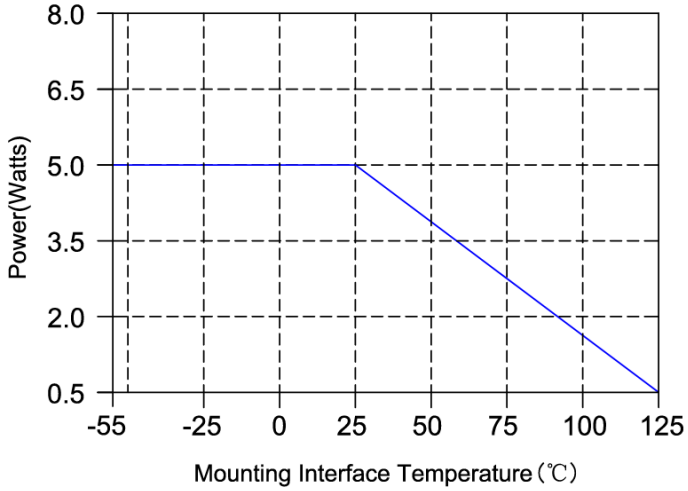
Average power at 25°C ambient, derate linearly to 0.5W at 125°C